

2024 TRADESHOW LOOKBOOK



The Kaiser Permanente Custom Order Solutions Team

can be reached by calling 800-793-9837

or emailing KPSpecialOrders@staples.com



**KAISER
PERMANENTE®**

ENERGIZE

YOUR NEXT EVENT

WITH A MEMORABLE NEW BOOTH

This book is loaded with dynamic product groupings to help you draw attendees to your space and hold their attention.

- Like what you see? **Great!**
- Want to mix and match? **Feel free!**
- Looking for something not shown? **Call our staff; we're happy to help!**

Designing your booth space can be challenging. The booth presentations on the following pages are meant to:

- Generate ideas.
- Create impactful presentations that work for your company.

CHOOSING YOUR BOOTH SPACE

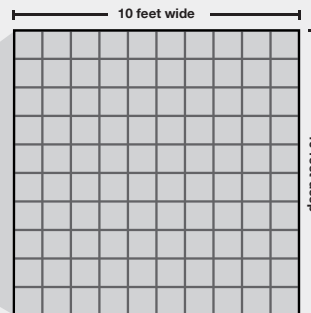
AN IMPORTANT DECISION

When it comes to choosing your booth, inline exhibits are budget-friendly and the most plentiful within the exhibit hall. Main aisles and the end of rows are excellent locations as attendees will stop and take a look down the aisle before continuing their journey.

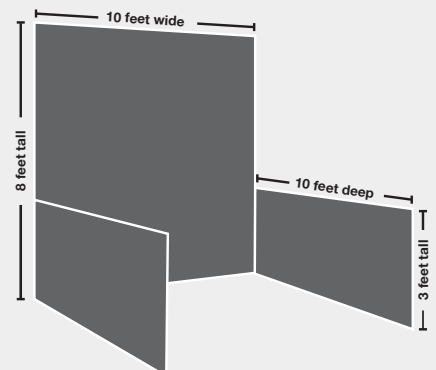
- A Standard 10' x 10' or Inline exhibit space shares a common back wall and/or side(s) with other exhibits with only one side exposed to the aisle.
- These exhibit spaces can be purchased individually or consecutively to make a space that is 10' x 20', 10' x 30', 10' x 40', etc.
- Other booth sizes, such as islands and peninsulas, are also available.



Linear Booths



10' x 10' Grid



10' x 10' Elevation

10' x 10' BOOTHS



Item #	Product Name
1 254154	8' Bravo Expanding Display
2 263550	EuroFit Barricade
3 259064	Indoor Surface Grip Arrow
4 263550	24"W x 36"H Selfie Frame
5 400011	Presto Easel



Item #	Product Name
1 254872	8' Journey SEG
2 261430	18" Tabletop Economy Retractor
3 109010	6' Standard Throw
4 264300	36" Impress A-frame

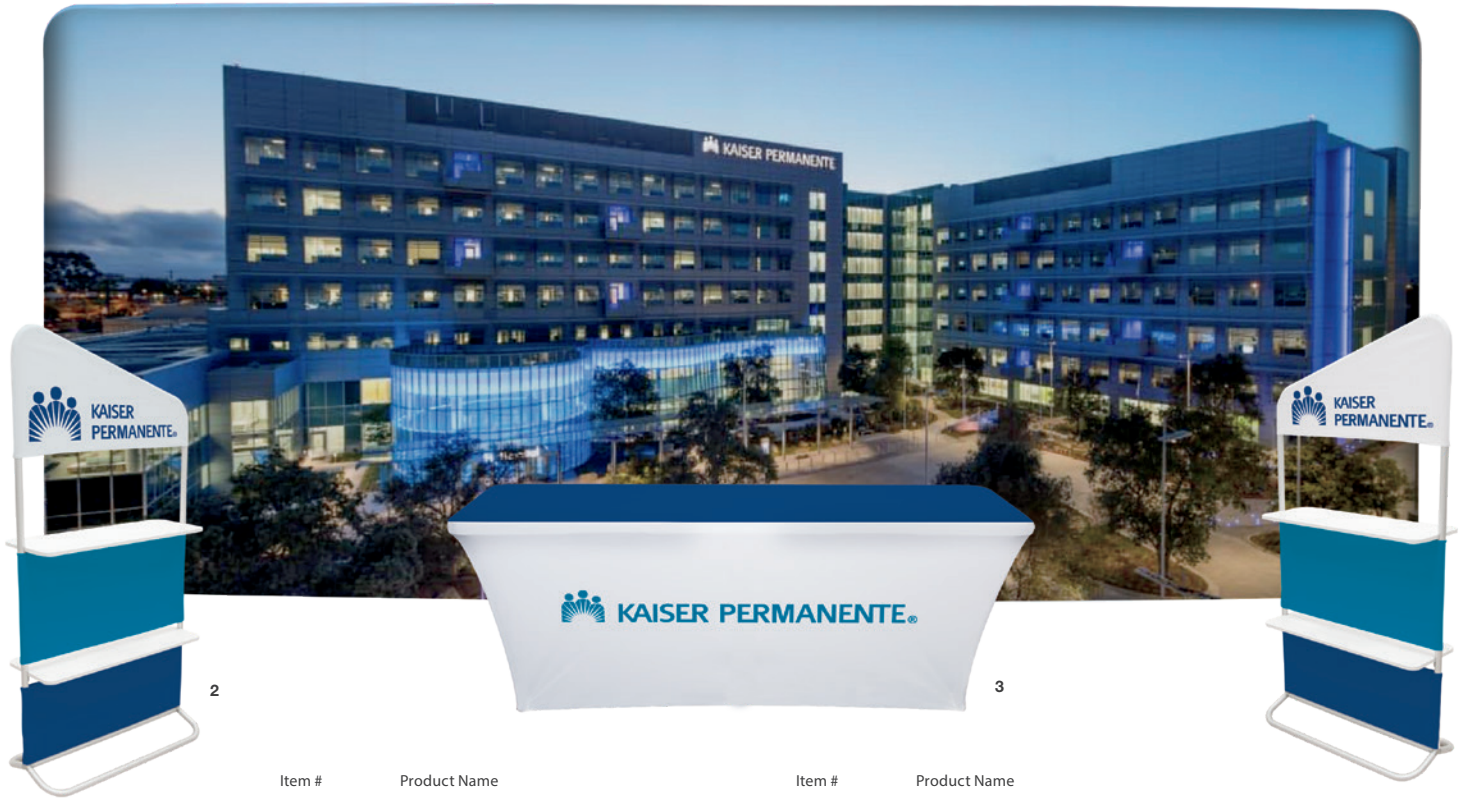


- | Item # | Product Name |
|----------|----------------------------------|
| 1 255180 | 8'W x 90"H EuroFit Straight Wall |
| 2 400055 | Flat Base Sign Display |
| 3 257047 | Impress Rectangle Counter |



- | Item # | Product Name |
|----------|----------------------------------|
| 1 332255 | 10' Curved ARISE with Full Mural |
| 2 230025 | Easy View Lit Rack |

1



- | Item # | Product Name | Item # | Product Name |
|----------|-----------------------------------|----------|---------------------------------|
| 1 256427 | 20'W x 90"H EuroFit Straight Wall | 3 114002 | 6' UltraFit Classic Table Throw |
| 2 258246 | 4'W EuroFit Evolution Two-Shelf | | |



LIGHTS UP!

POWER UP!

- | Item # | Product Name |
|----------|-----------------------------|
| 1 254860 | 3' Journey SEG |
| 2 254885 | Journey Corner Connector |
| 3 254863 | 4' Journey SEG |
| 4 257085 | ShowGlower Power Station |
| 5 113030 | Bar-Height Director's Chair |

EXPAND YOUR NETWORK



Item #	Product Name	Item #	Product Name
1 256251	10'W x 90'H EuroFit Straight Wall	4 109010	6' Standard Table Throw
2 256392	EuroFit Cascade Three-Shelf Merchandiser	5 230003	Clear View Lit Rack
3 256230	5'W x 72"H EuroFit Straight Wall		



Item #	Product Name	Item #	Product Name
1 254840	8' Premier SEG Glo	2 256550	80" EuroFit Angle Banner Display
3 114018	8' UltraFit Curve Table Throw		



- | Item # | Product Name |
|----------|-----------------------------------|
| 1 342018 | <i>Deluxe GeoMetrix Presenter</i> |
| 2 257030 | <i>ShowGoer Case-to-Podium</i> |
| 3 230003 | <i>Clear View Lit Rack</i> |



- | | | | | | |
|----------|---|----------|-----------------------------------|----------|------------------------------------|
| Item # | Product Name | Item # | Product Name | Item # | Product Name |
| 1 341029 | <i>20' Splash Straight</i> | 2 113032 | <i>Case-to-Counter Kit</i> | 3 113030 | <i>Bar-Height Director's Chair</i> |
| 4 263520 | <i>32.5" Deluxe Wood Chalkboard A-frame</i> | 3 263057 | <i>4.5' FrameWorx Face Cutout</i> | | |



- | Item # | Product Name |
|----------|--------------------------------|
| 1 263317 | 4.5'W FrameWorx Banner Display |
| 2 114100 | UltraFit Demo |
| 3 230025 | Easy View Lit Rack |



- | Item # | Product Name |
|----------|-------------------------------|
| 1 262074 | 33.5" Stratus Retractor |
| 2 104022 | 6'x8' Convertible Table Throw |
| 3 337207 | Micro GeoMetrix Classic |



- | Item # | Product Name |
|----------|-------------------------------|
| 1 263401 | Headliner Banner Display |
| 2 107060 | 6' Outdoor Fitted Table Throw |
| 3 111025 | Table-Height Director's Chair |
| 4 280104 | Spin 'N Win Prize Wheel |
| 5 210127 | Outdoor Flex Sign |

CREATE A COMPELLING AND IMPACTFUL EXPERIENCE



- | Item # | Product Name |
|----------|-------------------------------|
| 1 240809 | 6' x 6' Deluxe Tent |
| 2 240912 | 6' Full Wall |
| 3 240857 | 6' Deluxe Half Wall |
| 4 264260 | Parking Pal |
| 5 107060 | 6' Outdoor Fitted Table Throw |
| 6 191436 | 7.5' Blade Value Sail Sign |
| 7 240522 | Deluxe Tent Mount |

ESTABLISH A FOCAL POINT THAT WILL MAKE YOU STAND OUT FROM THE CROWD



- | Item # | Product Name |
|----------|--------------------------------------|
| 1 261270 | <i>Element Retractor</i> |
| 2 280320 | <i>6' Over-the-Top Header</i> |
| 3 107060 | <i>6' Outdoor Fitted Table Throw</i> |



- | Item # | Product Name |
|----------|--------------------------------------|
| 1 240583 | <i>10' x 20' Premium Tent</i> |
| 2 240377 | <i>10' Premium Half Wall</i> |
| 3 190974 | <i>6' Teardrop Premium Sail Sign</i> |
| 4 240523 | <i>Premium Tent Mount</i> |
| 5 271141 | <i>44 Gallon TrashWorks Wrap</i> |